

CATALYST **V2**

Lloyd Stevenson



BOATBUILDERS

info@lsb.co.nz

t: +64 9 274 7680 | m: +64 21 567 256

CATALYST V2

The Catalyst V2 is based upon the well-proven hull shape originally designed by Morrelli & Melvin for use as an America's Cup chase boat, an exceptional design renowned for its outstanding blend of performance, ride quality, and manoeuvrability, even in a challenging seaway. Its performance is further enhanced by its strong and lightweight carbon reinforced composite construction.

While already a standout in the marine world, our extensive testing identified a few subtle refinements that could further enhance its performance under specific conditions.

Our latest evolution, the Catalyst V2, features a vertical stem that enables deeper V-shaped bow sections. This design improvement enhances ride comfort when heading into waves and allows the hull to span longer wave periods due to the extended waterline length.

We've also redesigned the topsides and cabin layout, which now offers full headroom throughout the bow accommodation area. This has enabled us to create a more refined and stylised vessel.

Staying true to Catalyst's core philosophy of design flexibility and customisation every vessel is built to reflect the owner's vision. Options include multiple cabin configurations and interior layouts, fold-down hull sides, flybridges, tuna towers, dive platforms plus a wide range of power and drive systems, and more.


If you can dream it, we can design and build it.



CATALYST V2

Configuration A:

- Full side deck
- Fold down hull sides
- Cabin with dinette
- Mid bow seating with cover panel
- 4 shock absorbing seats



LOA	11.5m to 17m (38' to 56')
Beam	4.15 m hard sides, 4.3m foam fender, 4.7m pneumatic tubes
Draft	0.5 m (1'8")
Weight	6,000kg to 10,000 kg (dependent on configuration chosen)
Engines	Typically 2 x 600 hp to 4 x 500 hp outboard or multiple inboard options available
Max speed	45 to 60 knots with most outboard options, 40 knots with jet drive, 55+ knots with surface drive, 47 knots with IPS. Stern leg and direct drive options are also possible. <i>Speeds are an estimation based off data from Catalysts currently in service and are highly dependent on the vessel's final configuration.</i>



CATALYST ^{V2}

Configuration B:


- Walk around cabin
- Cockpit kitchenette
- Cabin side panels removable
- Fold down hull sides
- Bow walk through
- Bow stairs
- Bow seating
- 8 shock absorbing seats



CATALYST V2

Configuration C:

- Open cockpit with options to add a fold down cabin top
- Fold down hull sides
- Cabin with dinette
- Mid bow seating with cover panel
- 4 shock absorbing seats



CATALYST V2

Configuration D:

- Classic cabin top
- Cabin with dinette
- Bow accomadtion spaces




CATALYST V2

Configuration A:




CATALYST V2

Configuration B:






CATALYST V2

Configuration B:




CATALYST V2




CATALYST V2


Configuration B:




Cabin side panels on, hull terrace doors up



Cabin side panels removed, hull terrace doors up



Cabin side panels on, hull terrace doors deployed



Cabin side panels removed, hull terrace doors deployed

CATALYST V2

Configuration C:




CATALYST V2

Configuration A:



Cover panel over bow seating

Configuration A:




Configuration A:



Cover panel over bow seating removed

Configuration B:



CATALYST V2

Configuration A:



CATALYST ^{V2}

Configuration A:



CATALYST ^{V2}

Configuration A:



CATALYST V2

Configuration D:



CATALYST V2



CATALYST V2

Configuration D:



CATALYST V2

Configuration D:



CATALYST V2


Configuration A:

Removable
Seating & Table

Dinette

Storage or
Quarter Berth

Galley



Articulating
Swim / Dive
Platform

Optional Lightweight
Removable Cabin Top


Storage or
Quarter Berth

Double
Berth
Cabin

Head

Shower

Bow Locker



Storage height 2.0m
to 2.36m dependant
on configuration
chosen



CATALYST GT

Water sports & guest transfer tender commissioned
by a private resort in the Caribbean

LOA	13.7m (45ft)
Beam	4.2 m
Draft	0.5 m
Weight	6,800 kg
Engines	4 x 300 Yamaha
Max speed	53 knots
Passenger's	32



CATALYST GT



Custom superstructure and bow beach landing stairs option



CATALYST GT



Swim ladder by: **C-DUIP**

Catalyst Adventurer

LOA 13.7 m (45ft) foil assisted
Beam 4.7 m (tubes deflated 4.1m)
Draft 0.5 m
Weight 7,600 kg
Engines 2 x 600 Mercury V12
Max speed 54 knots

Fuel capacity: 3,200 L
Range at 40 knots: 650 Nm, 16.3 hours (internal tanks only)
Range at 20 knots: 800 Nm, 40 hours (internal tanks only)
Range at 37.3 knots: 1,044 Nm, 28 hours (delivery tanks at 2,550 L)
Range at 43.5 knots: 1,044 Nm, 24 hours (delivery tanks at 2,900 L)

OPTION:

A towed inflatable 5.2m long sled attached to an automated pivoting stern platform.
Sled can be configured as a jet ski transporter



Available for Charter at: www.renderfiji.com

Catalyst Adventurer



America's Cup Chase 45' & 50'

LOA	13.7 m (45ft)
Beam	4.7 m
Draft	0.5 m
Weight	5,900 kg
Engines	4 x 450R Mercury
Max speed	62 knots

